

EXPORT

Predefined export templates

To export files, select **Export templates** in the **File management** module.

Previous version of the system | Session time 04:57 | EXTEND | DEP II LUCYNA KUBERA

BNP PARIBAS

- Accounts
- Processing orders
- Payments
- File management**
 - Export templates**
 - Import templates
 - Shared files

Export templates

[Add a template](#)

Search | Kind of template | Author: Predefined by bank

Template / filter name	Kind of template	Author
XML bank statement	XML bank statement	Predefined by bank

List of predefined import templates:



Export templates

Search | Kind of template | Author: Predefined by bank

Template / filter name	Kind of template	Author
EB CSV bank statement	EB CSV bank statement	Predefined by bank
EB TXT bank statement	EB TXT bank statement	Predefined by bank
eBGZ Company transaction history export	eBGZ Company transaction history export	Predefined by bank
MT940 bank statement	MT940 bank statement	Predefined by bank
MT940 CNX statement	MT940 CNX statement	Predefined by bank
MT940 EB statement	MT940 EB statement	Predefined by bank
MT940 GlobalPortal bank statement	MT940 GlobalPortal bank statement	Predefined by bank
MT940 Home Banking BGZ bank statement	MT940 Home Banking BGZ bank statement	Predefined by bank
MT940 R2019 bank statement	MT940 R2019 bank statement	Predefined by bank
Transaction history XML	Transaction history XML	Predefined by bank
Videotel Narrow Transaction History	Videotel Narrow Transaction History	Predefined by bank
Videotel Wide II Transaction History	Videotel Wide II Transaction History	Predefined by bank
Videotel Wide Transaction History	Videotel Wide Transaction History	Predefined by bank
Wyciąg bankowy JPK	Wyciąg bankowy JPK	Predefined by bank
XML bank statement	XML bank statement	Predefined by bank

Depending on the selected template, the list includes names of the fields available for a given template type.



An example of fields for a bank statement

[Export templates](#) / MT940 EB statement

MT940 EB statement

Select data to export

Account*

Statement type*
 Daily Monthly

Date range to be exported*
 Select range Enter your own (range)

Select*

Additional options

Encoding page*

Compress to ZIP format

An example of fields for history transaction

[Export templates](#) / Transaction history XML

Transaction history XML

Select data to export

Account*

Date range to be exported*
 Select range Enter your own (range)

Select

Kind of transaction
 Debits and credits Debits Credits

Amount from Amount to

Type of transaction (or part of type the transaction) Contractor's name (or part of the contractor's name)

Account number (or part of the account number) Payment title (or part of the title)

Additional options

Encoding page*

Compress to ZIP format

In the field **Additional options** select the file code page (the available code pages are: Windows-1250, ISO-8859-2, CP 852, ANSI – without Polish characters, UTF-8, UTF-8 with BOM);

The switch will allow you to compress the file to ZIP format.

Defining export template - new template

On the list of templates click on [Add a template](#).

Export templates

 [Add a template](#)

Author

Defining export templates consists in:


- selecting template type – the next part of the form (on change) will be displayed after you have selected template type;
- specifying template name - mandatory field;
- determining the format: HTML or Pfd;
- selecting the number of lines per record (available options: 1 line, 2 lines or 3 lines per record);
- selecting text size (from small to large);
- selecting or grabbing and dropping selected or all fields for the file structure.

Add an export template

Template type

Select template type ^

- Report on balances
- Bank statement
- Rejected transfers
- Executed transfers
- Transaction history CSV
- Transaction history report
- Domestic counterparties dictionary CSV
- Foreign counterparties dictionary CSV



Add an export template

Template type

Transaction history report v

Template configuration

Template name*

Number of lines per record*
 1 line for record
 2 lines for record
 3 lines for record


Text size*
 Remote
 Low
 Medium
 Major
 Supreme

Save format*
 HTML v

File structure

Available fields Add all File structure

- Amount
- Contractor's account
- Contractor's name and address
- Costs of intermediary banks
- Currency
- Transaction code
- Transaction date
- Transaction description
- Value date



Grab and drop an item here

The file structure will appear here



When defining a new export template, you will see a list with the names of fields available for a given template type on the screen. To define your own file structure, move all or the selected fields to the right to the **File structure** column. Their order on the list is the same as the order of the lines in the file.

To change the order of the fields hold a given field and move it up or down.

The saved template is available on the templates list.

Export / import templates

Export templates Import templates

Export templates

Search

Kind of template

Author

[Add a template](#)

[Show more](#)

Template / filter name	Kind of template	Author
5ttttt	Transaction history CSV	Adam Pol
aaa	Transaction history report	Anna Sad
aaaa	Bank statement	Anna Sad

The next step is to click on template name or type and start defining filters for a given template.

aaa

Select data to export

Account*

Date range to be exported*

Select range Enter your own (range)

Select

Kind of transaction

Debits and credits Debits Credits

Amount from

Amount to

Type of transaction (or part of type the transaction)

Contractor's name (or part of the contractor's name)

Account number (or part of the account number)

Payment title (or part of the title)

[REMOVE TEMPLATE](#)

[EDIT TEMPLATE](#)

[ADD FILTER](#)

[EXPORT](#)


After you have selected or marked the selected fields, click on **EXPORT**.

To define your own settings for a given template you can add a filter by clicking on **ADD FILTER**.

Save filter ×

Filter name*

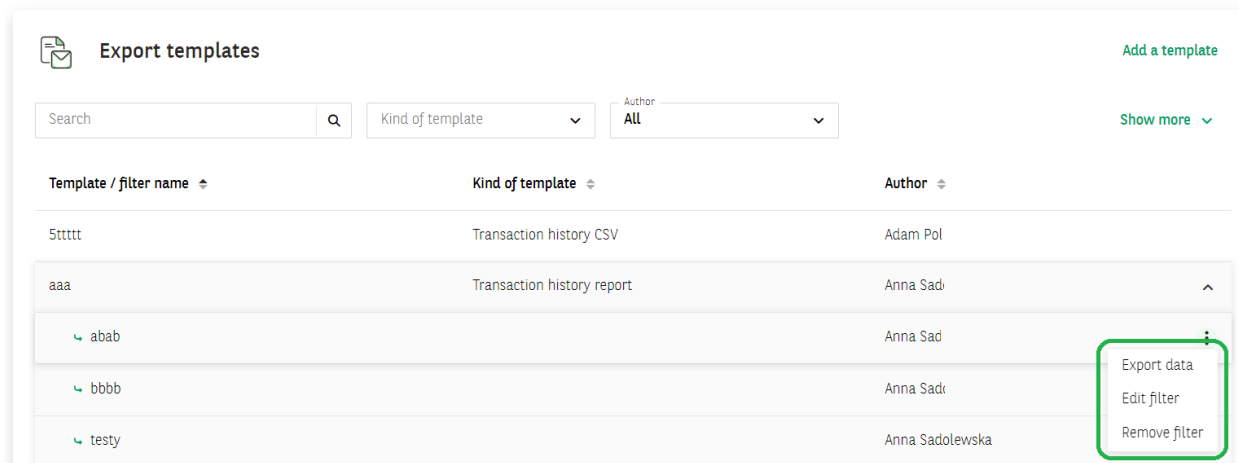


The saved filter will be available on the templates list with the icon  *filter name*.

Adding a filter is necessary, among others, for an export with the use of GOconnect Biznes.

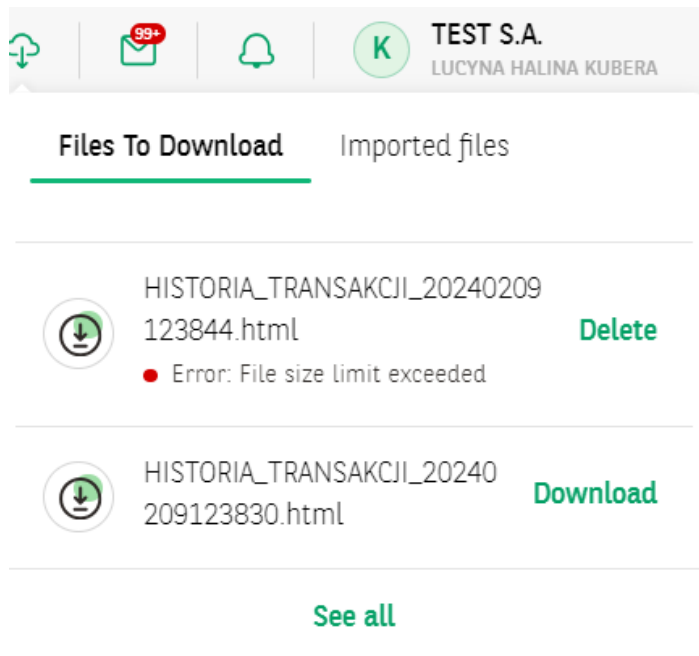
Export / import templates

[Export templates](#) [Import templates](#)





Template / filter name	Kind of template	Author
5ttttt	Transaction history CSV	Adam Pol
aaa	Transaction history report	Anna Sadi
abab		Anna Sad
bbbb		Anna Sadi
testy		Anna Sadolewska

Exported files are available after selecting the icon 



Files To Download Imported files

 HISTORIA_TRANSAKCJI_20240209 123844.html [Delete](#)
● Error: File size limit exceeded

 HISTORIA_TRANSAKCJI_20240 209123830.html [Download](#)

[See all](#)



BNP PARIBAS

**Bank
zmieniającego się
świata**